

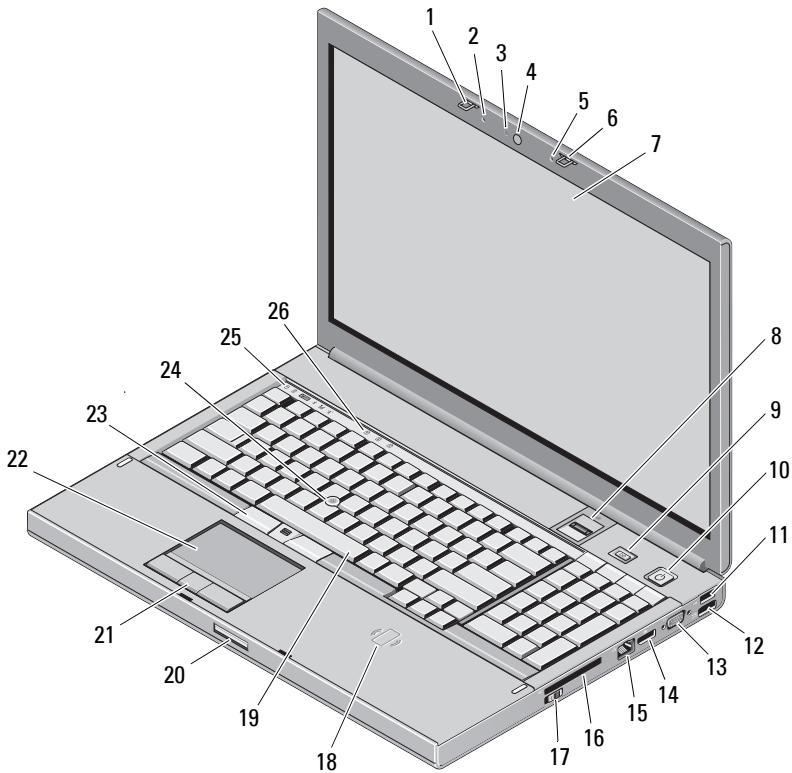


## About Warnings

 **WARNING:** A WARNING indicates a potential for property damage, personal injury, or death.

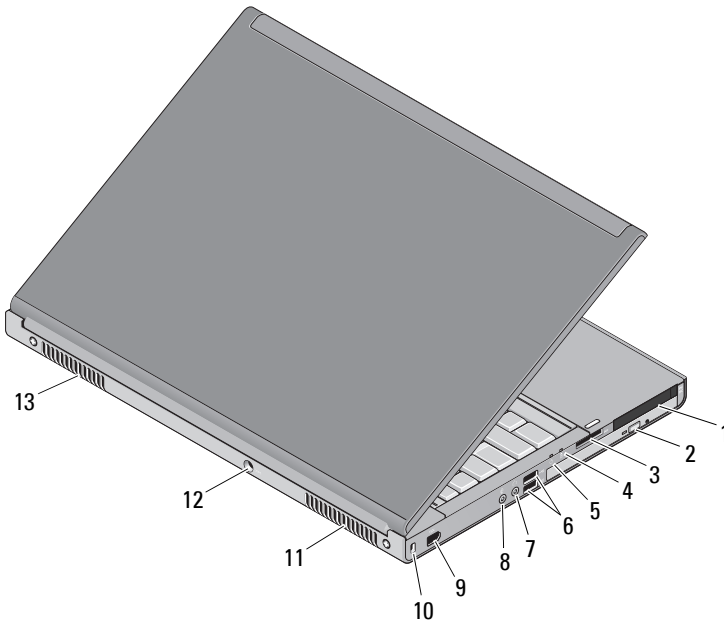
# Dell Precision M6500 Mobile Workstation Setup and Features Information Tech Sheet

## Front View



- |    |                             |    |                                   |
|----|-----------------------------|----|-----------------------------------|
| 1  | display latch               | 2  | microphone                        |
| 3  | camera LED light (optional) | 4  | camera (optional)                 |
| 5  | microphone                  | 6  | display latch                     |
| 7  | display                     | 8  | fingerprint reader (optional)     |
| 9  | Precision ON button         | 10 | power button                      |
| 11 | USB 2.0                     | 12 | USB/eSATA connector               |
| 13 | VGA connector               | 14 | DisplayPort                       |
| 15 | network connector           | 16 | ExpressCard slot                  |
| 17 | wireless switch             | 18 | contactless smart card (optional) |
| 19 | keyboard                    | 20 | display latch release button      |
| 21 | touchpad buttons (3)        | 22 | touchpad/jog shuttle              |
| 23 | track stick buttons (3)     | 24 | track stick                       |
| 25 | device status lights        | 26 | keyboard status lights            |

## Back View



- |    |   |    |                              |
|----|---|----|------------------------------|
| 1  | dual-slot smart card reader and PC card reader slot | 2  | optical drive                |
| 3  | 8-in-1 card reader slot                             | 4  | battery status light         |
| 5  | power light   | 6  | USB 3.0 connectors (2)       |
| 7  | line-out/headphone connector                        | 8  | line-in/microphone connector |
| 9  | IEEE 1394 port (6-pin, powered)                     | 10 | security cable slot          |
| 11 | cooling vents                                       | 12 | AC adapter connector         |
| 13 | cooling vents                                       |    |                              |

## Quick Setup



**WARNING:** Before you begin any of the procedures in this section, read the safety information that shipped with your computer. For additional best practices information, see [www.dell.com/regulatory\\_compliance](http://www.dell.com/regulatory_compliance).



**WARNING:** The AC adapter works with electrical outlets worldwide. However, power connectors and power strips vary among countries. Using an incompatible cable or improperly connecting the cable to the power strip or electrical outlet may cause fire or equipment damage.

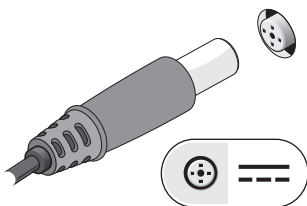


**CAUTION:** When you disconnect the AC adapter cable from the computer, grasp the connector, not the cable itself, and pull firmly but gently to avoid damaging the cable. When you wrap the AC adapter cable, ensure that you follow the angle of the connector on the AC adapter to avoid damaging the cable.

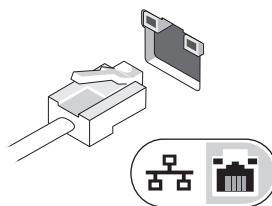


**NOTE:** Some devices may not be included if you did not order them.

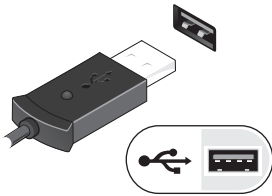
- 1 Connect the AC adapter to the AC adapter connector on the computer and to the electrical outlet.



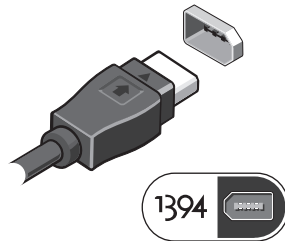
- 2 Connect the network cable (optional).




**3** Connect USB devices, such as a mouse or keyboard (optional).



**4** Connect IEEE 1394 devices, such as a 1394 hard drive (optional).



**5** Open the computer display and press the power button to turn on the computer.



**NOTE:** It is recommended that you turn on and shut down your computer at least once before you install any cards or connect the computer to a docking device or other external device, such as a printer.

## Specifications



**NOTE:** Offerings may vary by region. The following specifications are only those required by law to ship with your computer. For more information regarding the configuration of your computer, click **Start** → **Help and Support** and select the option to view information about your computer.

---

### System Information

---

Chipset Mobile Intel PM55 chipset

---

### Processor

---

Processor Intel Core i5-520M Dual Core  
Intel Core i5-540M Dual Core  
Intel Core i7-620M Dual Core  
Intel Core i7-740QM Quad Core  
Intel Core i7-840QM Quad Core  
Intel Core i7-940XM Quad Core Extreme

---

### Video

---

Video type Discrete  
Data bus PCI-Express x16 Gen 2 capable  
Video controller and memory NVIDIA Quadro FX 3800M (1GB GDDR3 graphics memory)  
NVIDIA Quadro FX 2800M (1GB GDDR3 graphics memory)  
AMD ATI FirePro M7820 (1GB GDDR5 graphics memory)

---

### Memory

---

Memory connector four SODIMM connectors  
**NOTE:** Computers shipped with Intel Core i5-520M/540M or Intel Core i7-620 M support only two memory connectors.

Memory capacity 1GB, 2 GB, 4 GB, and 8GB capable

Memory type DDR3, 1067 MHz/1333MHz/1600 MHz  
**NOTE:** DDR3 1600 MHz memory configurations are currently limited to 8 GB.

Minimum memory 2 GB

Maximum memory 32 GB

---

**Smart Card (with optional contact-less feature)**

---

Read/write capabilities	Supports ISO-7816-3 (asynchronous and synchronous Type I and II), ISO7816-12
Cards supported	1.8 V, 3 V, and 5 V
Program technology supported	Java cards
Interface speed	9600–115, 200 BPS
EMV level	level 1 certified
WHQL certification	PC/SC

---

**Battery**

---

Type	9-cell "smart" lithium ion (90 W/hr)
Dimensions:	
Depth	85 mm (3.34 inches)
Height	23 mm (0.90 inches)
Voltage	11.1 V
Temperature range:	
Operating	0 °C to 35 °C (32 °F to 95 °F)
Storage	–40 °C to 65 °C (–40 °F to 149 °F)
Coin-cell battery	3 V CR2032 lithium

---

**AC Adapter**

---

Type	210 W/240 W
Input voltage	100–240 VAC
Input current (maximum):	
210 W	3.2 A
240 W	3.5 A
Input frequency	50–60 Hz
Output current:	
210 W	10.8 A
240 W	12.3 A
Rated output voltage	19.50 VDC

---

**AC Adapter (continued)**

---

## Temperature range:

Operating	0 °C to 40 °C (32 °F to 104 °F)
Storage	-40 °C to 65 °C (-40 °F to 149 °F)

---

**Physical**

---

Height	38.50 mm (1.52 inches)
Width	393 mm (15.47 inches)
Depth	280.50 mm (11.04 inches)
Weight (with a 9-cell battery)	minimum weight is 3.81 kg (8.40 lb)

---

**Environmental**

---

## Temperature range

Operating	0 °C to 35 °C (32 °F to 95 °F)
Storage	-40 °C to 65 °C (-40 °F to 149 °F)

## Relative humidity (maximum)

Operating	10% to 90% (noncondensing)
Storage	5% to 95% (noncondensing)

## Finding More Information and Resources

---

<b>If you need to:</b>	<b>See:</b>
Find safety best practices information for your computer, review Warranty information, Terms and Conditions (U.S. only), Safety instructions, Regulatory information, Ergonomics information, and End User License Agreement	The safety and regulatory documents that shipped with your computer and the Regulatory Compliance Homepage at <a href="http://www.dell.com/regulatory_compliance">www.dell.com/regulatory_compliance</a> .

---

**Information in this publication is subject to change without notice.**

**© 2009–2010 Dell Inc. All rights reserved.**

Reproduction of these materials in any manner whatsoever without the written permission of Dell Inc. is strictly forbidden.

Trademarks used in this text: Dell™, the DELL logo, Dell Precision™, and Precision ON™ are trademarks of Dell Inc.; Blu-ray Disc™ is a trademark of the Blu-ray Disc Association; Intel® is a registered trademark and Core™ is a trademark of Intel Corporation in the U.S. and other countries; and ATI FirePro™ is a trademark of Advanced Micro Devices, Inc.

Other trademarks and trade names may be used in this publication to refer to either the entities claiming the marks and names or their products. Dell Inc. disclaims any proprietary interest in trademarks and trade names other than its own.